

# PBIH Series

15-150 WATTS DC/DC SINGLE OUTPUT

## FEATURES

- Wide selection of models
- 4 input voltage ranges
- High efficiency
- Low output ripple
- Proven reliability
- Good thermal margins

## SPECIFICATIONS

INPUT	
Input voltage	12VDC (9.2–16) 24VDC (19–32) 48VDC (38–63) 110VDC (85–140)
Inrush current	20A max. for 110V only
OUTPUT	
Output voltage	See table
Voltage adjustment	±10%, ±5% for PBIH-F
Output current	See table
Ripple & noise	Output Volts x 1% + 50mV to -100mV pk-pk
Line regulation	0.8% over input range
Load regulation	0.9%, 0%–100% load
Temperature coefficient	0°C to 50°C, 0.03% per °C
Overvoltage protection	O.V. clamp, PBIH-F Output shutdown, PBIH-G, J, M, R – input must be switched off for at least 30S to reactivate
Overcurrent protection	Fold back – PBIH-F Current limiting, PBIH-G, J, M, R (PBIH-R series is adjustable); PBIH110xxR models are not adjustable
Drift	Output V x 0.5% + 15(mV) per 8 hrs after 1 hr warm-up
Rise Time	200ms max. – PBIH-F, M, R 100ms max. – PBIH-G, J (at 25°C)
Holdup time	10ms (only 110V input)
Remote sense	PBIH-R Series only



OPERATING	
Efficiency	70%–89%
Safety isolation (1 minute)	Type – 12, 24, 48V input Input – Output: 1500VAC Input– Case: 1500VAC Output– Case: 500VAC Type– 110V input Input– Output: 2000VAC Input– Case: 2000VAC Output– Case: 500VAC
Insulation resistance	50M $\Omega$ (500VDC) Input – Case
Parallel operation	Consult sales office for details
Remote control	PBIH-R Series: Open link: output normal Short link: output off
ENVIRONMENTAL	
Operating temperature	0°C to 70°C.
Temperature derating	Derate 100% load from 50°C - 70°C at 1.5% per °C to 30% load.
Cooling	Convection cooled
Storage temperature	-20°C to +85°C
Humidity	85%
Shock	30G, PBIH-F, G and J
Vibration	(5Hz–10Hz, 10mm), (10Hz–50Hz) 2G, PBIH-F, G and J
STANDARDS AND APPROVALS	
Safety	Designed to UL1950
C-Tick	AS/NZS CISPR11 Group 1, Class A
MECHANICAL	
Weight	PBIH-F : 250g PBIH-G : 380g PBIH-J : 410g PBIH-M : 800g PBIH-R : 1.4kg

# PBIH Series

15-150 WATTS DC/DC SINGLE OUTPUT

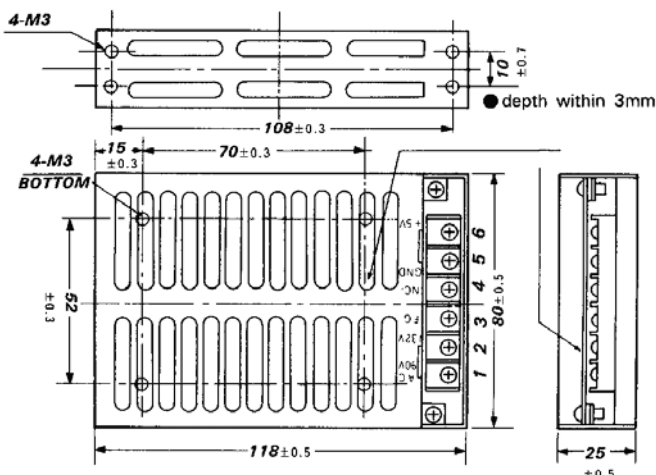
## SELECTION TABLE

MODEL NUMBER	INPUT	OUTPUT	OUTPUT POWER
PBIH-1205F	9.2-16V	5V 3A	15W
PBIH-1212F	9.2-16V	12V 1.2A	15W
PBIH-1215F	9.2-16V	15V 1A	15W
PBIH-1224F	9.2-16V	24V 0.62A	15W
PBIH-2405F	19-32V	5V 3A	15W
PBIH-2412F	19-32V	12V 1.2A	15W
PBIH-2415F	19-32V	15V 1A	15W
PBIH-2424F	19-32V	24V 0.62A	15W
PBIH-4805F	38-63V	5V 3A	15W
PBIH-4812F	38-63V	12V 1.2A	15W
PBIH-4815F	38-63V	15V 1A	15W
PBIH-4824F	38-63V	24V 0.62A	15W
PBIH-11005F	85-140V	5V 3A	15W
PBIH-11012F	85-140V	12V 1.2A	15W
PBIH-11015F	85-140V	15V 1A	15W
PBIH-11024F	85-140V	24V 0.62A	15W
PBIH-1205G	9.2-16V	5V 5A	25W
PBIH-1212G	9.2-16V	12V 2.1A	25W
PBIH-1215G	9.2-16V	15V 1.7A	25W
PBIH-1224G	9.2-16V	24V 1.1A	25W
PBIH-1248G	9.2-16V	48V 0.5A	25W
PBIH-2405G	19-32V	5V 5A	25W
PBIH-2412G	19-32V	12V 2.1A	25W
PBIH-2415G	19-32V	15V 1.7A	25W
PBIH-2424G	19-32V	24V 1.1A	25W
PBIH-2448G	19-32V	48V 0.5A	25W
PBIH-4805G	38-63V	5V 5A	25W
PBIH-4812G	38-63V	12V 2.1A	25W
PBIH-4815G	38-63V	15V 1.7A	25W
PBIH-4824G	38-63V	24V 1.1A	25W
PBIH-4848G	38-63V	48V 0.5A	25W
PBIH-11005G	85-140V	5V 5A	25W

MODEL NUMBER	INPUT	OUTPUT	OUTPUT POWER
PBIH-11012G	85-140V	12V 2.1A	25W
PBIH-11015G	85-140V	15V 1.7A	25W
PBIH-11024G	85-140V	24V 1.1A	25W
PBIH-11048G	85-140V	48V 0.5A	25W
PBIH-1205J	9.2-16V	5V 8A	40W
PBIH-1212J	9.2-16V	12V 3.3A	40W
PBIH-1215J	9.2-16V	15V 2.7A	40W
PBIH-1224J	9.2-16V	24V 1.7A	40W
PBIH-1248J	9.2-16V	48V 0.8A	40W
PBIH-2405J	19-32V	5V 10A	50W
PBIH-2412J	19-32V	12V 4.3A	50W
PBIH-2415J	19-32V	15V 3.4A	50W
PBIH-2424J	19-32V	24V 2.5A	50W
PBIH-2448J	19-32V	48V 1A	50W
PBIH-4805J	38-63V	5V 10A	50W
PBIH-4812J	38-63V	12V 4.3A	50W
PBIH-4815J	38-63V	15V 3.4A	50W
PBIH-4824J	38-63V	24V 2.5A	50W
PBIH-4848J	38-63V	48V 1A	50W
PBIH-11005J	85-140V	5V 10A	50W
PBIH-11012J	85-140V	12V 4.3A	50W
PBIH-11015J	85-140V	15V 3.4A	50W
PBIH-11024J	85-140V	24V 2.5A	50W
PBIH-11048J	85-140V	48V 1A	50W
PBIH-1205M	9.2-16V	5V 18A	100W
PBIH-1212M	9.2-16V	12V 9A	100W
PBIH-1215M	9.2-16V	15V 7A	100W
PBIH-1224M	9.2-16V	24V 4.5A	100W
PBIH-1248M	9.2-16V	48V 2A	100W
PBIH-2405M	19-32V	5V 20A	100W
PBIH-2412M	19-32V	12V 9A	100W
PBIH-2415M	19-32V	15V 7A	100W

MODEL NUMBER	INPUT	OUTPUT	OUTPUT POWER
PBIH-2424M	19-32V	24V 5A	100W
PBIH-2448M	19-32V	48V 2A	100W
PBIH-4805M	38-63V	5V 20A	100W
PBIH-4812M	38-63V	12V 9A	100W
PBIH-4815M	38-63V	15V 7A	100W
PBIH-4824M	38-63V	24V 5A	100W
PBIH-4848M	38-63V	48V 2A	100W
PBIH-11005M	85-140V	5V 20A	100W
PBIH-11012M	85-140V	12V 9A	100W
PBIH-11015M	85-140V	15V 7A	100W
PBIH-11024M	85-140V	24V 5A	100W
PBIH-11048M	85-140V	48V 2A	100W
PBIH-1205R	9.2-16V	5V 27A	150W
PBIH-1212R	9.2-16V	12V 13A	150W
PBIH-1215R	9.2-16V	15V 10A	150W
PBIH-1224R	9.2-16V	24V 6.5A	150W
PBIH-1248R	9.2-16V	48V 3.3A	150W
PBIH-2405R	19-32V	5V 30A	150W
PBIH-2412R	19-32V	12V 14A	150W
PBIH-2415R	19-32V	15V 11A	150W
PBIH-2424R	19-32V	24V 7A	150W
PBIH-2448R	19-32V	48V 3.5A	150W
PBIH-4805R	38-63V	5V 30A	150W
PBIH-4812R	38-63V	12V 14A	150W
PBIH-4815R	38-63V	15V 11A	150W
PBIH-4824R	38-63V	24V 7A	150W
PBIH-4848R	38-63V	48V 3.5A	150W
PBIH-11005R	85-140V	5V 30A	150W
PBIH-11012R	85-140V	12V 14A	150W
PBIH-11015R	85-140V	15V 11A	150W
PBIH-11024R	85-140V	24V 7A	150W
PBIH-11048R	85-140V	48V 3.5A	150W

## PBIH-F



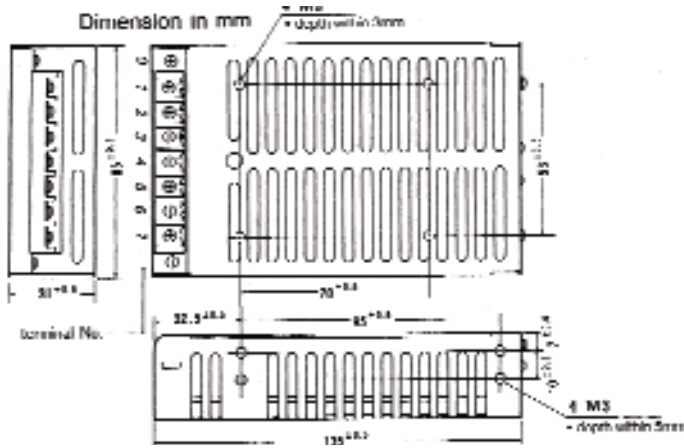
• Dimensions in mm

terminal No.	
1	0 V (DC in)
2	+V (DC in)
3	FG
4	NO Connection
5	-V out
6	+V out

# PBIH Series

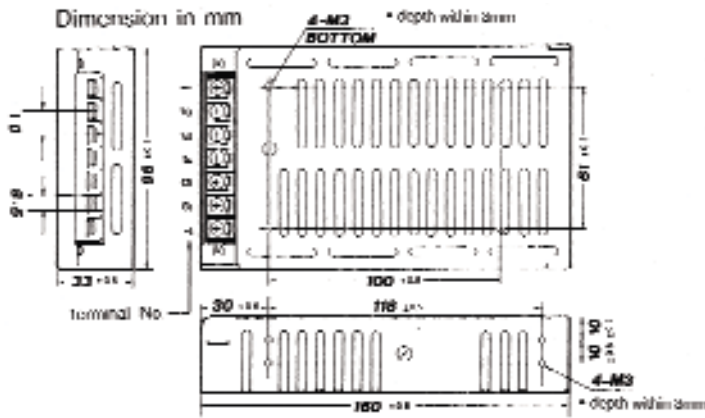
15-150 WATTS SINGLE OUTPUT

## PBIH-G



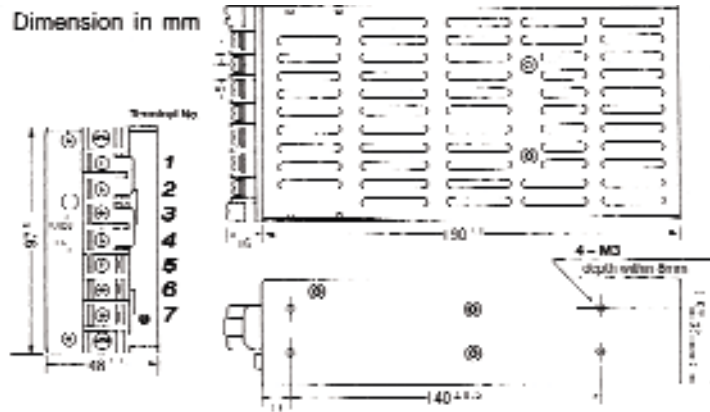
Terminal	Connection
0	FG
1	DC +V in
2	0V in
3	LFG
4	NO
5	NO
6	-V out
7	+V out

## PBIH-J



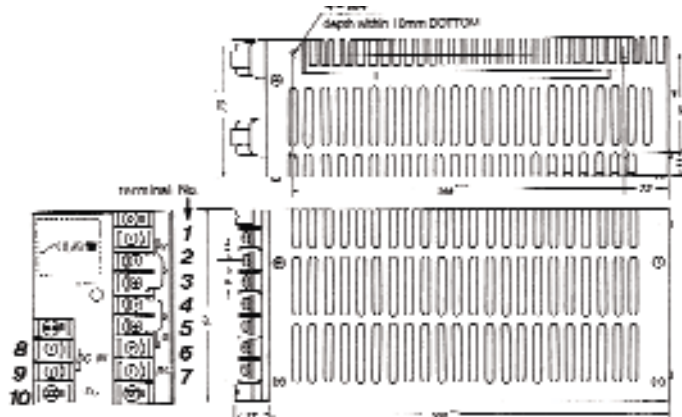
Terminal	Connection
1	FG
2	DC +V in
3	0V in
4	LFG
5	-V out
6	+V out
7	NC

## PBIH-M



Terminal	Connection
1	+V out
2	+V out
3	-V out
4	-V out
5	FG
6	-V in
7	+V in

## PBIH-R



Terminal	Connection
1, 2	+V out
3	+S
4	-S
5, 6	V out
7	Remote Control
8	DC +V in
9	DC 0V in
10	FG